

TOTAL TRUCK CENTERS

# GEAR GUIDE

ACCESSORIES



Cover photo courtesy of RealTruck





## WESTIN® HDX DROP NERF BARS

Solid one-piece stainless or mild steel construction is primed to endure, while heavy-duty, removable, die-stamped foot plates create a high-traction step area that ensures safe footing even in the toughest conditions. The signature notched bar truly sets HDX Drop Nerf Bars apart. They offer more than 2 extra inches of toe/heel placement compared to the competition—you won't have to tiptoe around functionality!



## REALTRUCK® N-FAB



## VORTEX BLACK 2-BAR BACKBONE ROOF RACK WITH RTL600 LEGS

Simple design improves your Jeep's capabilities without compromising its iconic, sleek, and bold look—or impeding its functionality. The legs and crossbars of the RTL600 can easily be removed as needed using a revolutionary trigger locking system.

## PODIUM LG and SS Steps

A 3" main tube diameter lets Podium steps fit high and tight to the vehicle body for clean, modern style. Created from stainless steel, Podium LG and SS steps are available with either a high-polish finish or a textured-black powdercoat.





## BESTOP® SUNRIDER® FOR HARDTOP

Feel the wind in your hair and the sun's warmth on your face. Just flip back the Sunrider® for Hardtop for instant open-air fun. It's an all-weather, all-purpose, all-year answer to those bulky factory Freedom Panels.



**RUGGED  
RIDGE®**  
A REALTRUCK BRAND

### MULTI-MOUNT PHONE KIT for Jeep® Wrangler

Provides convenient monitoring of your phone, GoPro, or POV camera while your hands remain safely on the steering wheel. This system mounts to the Wrangler dash recess with no drilling required.

Will accept phones up to 3.6" wide.



**Fab Fours™**  
MADE IN THE USA



MADE IN THE USA

## STUBBY BUMPERS

### Engineered for Jeep® purists.


Key features include an ultra-narrow design (for maximum tire clearance); a winch plate; and integrated D-rings, tow hooks, and fog light housings (for 3x3 pod lights or factory fogs). Manufactured from 3/16" steel and fully welded inside and out for superior strength and durability. Available with or without guard.

**WARN**



## WINCH MOUNT for 2018+ JL & JT

- Engineered to withstand 12,000 lb pulls
- Positions winch to improve airflow with ZERO grille interference
- Easy to install with no cutting, grinding, or drilling



MADE IN THE USA





## LUVERNE<sup>®</sup> GRIP STEP XL 9 1/2" x 54" STEEL PASSENGER-SIDE RUNNING BOARDS

- Ultra-wide 9 1/2" step for ultimate comfort and functionality on cargo vans
- Fleet-approved, expanded steel treads for maximum traction and safety
- Reinforced, 7-gauge, laser-cut steel brackets to eliminate flexing and bending
- Professional-grade, zinc-primed, textured-black powdercoat resists rust
- Open treads knock dirt off boots to help keep van interiors clean
- Rounded front corner promotes safety and helps avoid injuries and damage



## BIG COUNTRY<sup>®</sup>

## FUSION 4" SIDE STEPS

Unique 4" side steps feature a convenient U-channel mounting system and replaceable end caps for a great OE-style side step at a great price. Brackets included for a simple, no-drill installation. Available in either a textured-black powdercoat or polished stainless steel finish.





## ARIES ACTIONTRAC POWERED RUNNING BOARDS

ActionTrac™ powered running boards feature an innovative, patented step-within-a-step™ design for your off-road ride. The main housing, which has an integrated, nonskid step surface along the top edge, contours to the vehicle's rocker panels for a sleek aftermarket look. When the door opens, the control module automatically deploys the 3" wide power step, offering an 8" drop from the 4" wide top step and up to 15" from the doorsill. The combination makes ActionTrac™ the perfect steps for lifted vehicles—particularly larger Jeeps and trucks.



## WESTIN®

## SURE-GRIP RUNNING BOARDS

Extruded-aluminum base boards feature slip-resistant rubber step areas and stylized molded end-caps for a finished look. The universal, straight-board style is available in six lengths (54", 69", 72", 79", 85", 93") and requires a 27-series vehicle-specific mounting kit (sold separately).

**Available Finishes:**  
Brushed, Bright Anodized,  
and Black Anodized





## REALTRUCK < AMP RESEARCH



### BEDSTEP®

Strong and rugged, this nonslip, retractable bumper step quickly flips down with the nudge of a foot for faster, easier, and safer bed access. Supports up to 300 lb. Frame mounts under the rear bumper, so it works even with an open tailgate or while towing.



### BEDSTEP®2

Mounts just behind the cab, forward of the rear wheel, for faster, easier, and safer access to toolboxes, equipment, and cargo in the bed. Frame-mounted, retractable truck step can be positioned on either side of the bed, and it flips down or retracts with just a nudge from your foot.




## REALTRUCK < N-FAB

### Textured-Black EpYx STEP SYSTEM

EpYx drop-down steps provide a sleek and polished aesthetic, with expanded step plates for ultimate ease of access to any vehicle. Angular steel construction offers lasting durability and strength for any application.

- Drop-down step at each door
- Angular design fits tight to the vehicle body
- Cab-length configuration
- Fully welded



All-new modular brackets make installation quick and easy.

## Iconic ACCESSORIES 3" ROUND SIDE BARS



Add easy access to your vehicle and a modern, sleek appearance with Iconic Accessories Side-Step Nerf Bars. The high-quality stainless steel design offers strength and durability in any weather. Available in either a polished finish or a black powdercoat over a corrosion-resistant e-coat.





## REALTRUCK GO RHINO

### E1 ELECTRIC RUNNING BOARDS

Enhance your truck's functionality with Go Rhino E1 Electric Running Boards. When you open your door, the E1 elegantly extends to provide a secure, 6" wide aluminum step with an anti-slip surface. Safety and visibility are enhanced with integrated LED lights that activate when the boards deploy. Close the door and the E1 board seamlessly retracts, preserving ground clearance and safeguarding your truck's rocker panel.



**BESTOP**

### TrekStep™ REAR MOUNT STEP

TrekStep has one job: make that step up into the bed from the rear corner more convenient and stable. The heavy-duty TrekStep belongs on every work truck out there, with a super-tough black powdercoat that says "no" to rust and corrosion. Supports up to 300 lb and provides 6"-8" of extension, depending on application



Retracted



Extended

## REALTRUCK AMP RESEARCH

### POWERSTEP™ XTREME

The toughest powered running boards on the market feature a cast-aluminum design able to withstand extreme weather conditions and abuse. All components are anodized before applying a military-grade PTFE coating, which further protects the underlying aluminum from corrosion.



Retracts for maximum ground clearance.



Illuminated to maximize safety at night.








**FACTOR 55**

## ULTRAHOOK Winch Shackle Mount

All the benefits of Closed System Winching™ with the versatility of a hook. The latch pin, stored in the hook's body, can lock the safety latch securely into place to create a true Closed Loop System™. Integrated finger grips promote proper "hook up" orientation. Precision CNC-machined from 7000 series military-grade aluminum




**WARN**

PN 17801

## M12 12V HEAVYWEIGHT WINCH

MADE IN THE USA

Champion workhorse for heavy-duty winching. The three-stage planetary gear train, combined with a 4.6 hp series-wound motor, produces 12,000 lb of pulling power. The low-profile design fits where you want it!




## 8,000 LB WINCH

**BULLDOG WINCH**

- 100' wire rope
- 235:1 gear ratio
- Freespooling clutch
- Three-stage planetary gear train
- Series-wound 12-volt DC 5.2 hp motor
- Multimount/remote-mountable power unit
- Wired handheld controller with 20' lead
- Brake has an automatic load hold in drum



## SUPERWINCH BY WESTIN

### SX SERIES WINCHES

Available in 10,000 lb and 12,000 lb capacities, with steel wire or synthetic rope.

Engineered to give users the ideal combination of power, speed, innovation, and proven performance. SX Series winches exceed the most demanding standards of today's modern vehicles while delivering an affordable and stylish design that includes many class-leading features not found in other high performance winches.

- Relocatable die-cast aluminum control box
- Wireless handheld remote and 12' handheld wired remote
- Heavy-duty clevis winch hook





# BED COVERS

## REALTRUCK **BAK** HARD TOP TRUCK BED COVERS



### **BAKFLIP G2** Hard Folding Cover

For the ultimate in cargo protection and security, nothing beats the BAKFlip G2. With its intuitive tri-fold design, the BAKFlip G2 can be folded entirely up against the cab or in segments to expose portions of the bed as needed.



### **REVOLVER X2** Hard Roll-Up Cover

Offering the convenience and usability of a soft roll-up tonneau with the security of a premium hard cover. Features aluminum-reinforced vinyl, an ultra-low-profile design, and intuitive operation.





# BED COVERS

## REALTRUCK extang

### TRIFECTA 2.0 Soft Tri-Flip Cover

- Rugged construction and outstanding security
- Heavy-duty leather-grain vinyl tarp with patented corner-tuck system
- Dual-pivot MAX hinges
- Exclusive snap-on seals
- Low-profile appearance
- Simple, no-drill installation
- Intuitive EZ-lock clamps

### ENDURE ALX Hard Folding Cover

- Lightweight, aircraft-grade aluminum frame
- Exclusive Secure Rotary Latch System for simple one-hand operation
- Rugged EnduraCoat finish
- Matte-black textured powdercoat
- 500 lb support strength



## REALTRUCK RETRAX RETRAXPRO MX Manual Retractable Cover with Standard Rails

Top-of-the-line retractable cover offers durable all-aluminum construction, an ultra-low-profile, and next-level security!



Locks at any point



Matte aluminum



Water drainage system



Secure lock system







# BED COVERS

## REALTRUCK RETRAX ONE MX POLYCARBONATE ROLL-UP COVER



### SECURE

Locks in any position along the rail and secures with its own keys.



### EASY TO INSTALL

Clamp-on cover installs with basic hand tools.



### ULTRA-SLIM CANISTER

Unique and compact spiral track canister.



### STYLE

Streamlined profile sits low and provides a firm seal.

## REALTRUCK UNDERCOVER

### ARMOR FLEX HARD FOLDING COVER

Heavy-duty panels are coated with LINE-X specialty automotive coating for advanced protection from dents and scuffs—even in the most extreme environments.

Dual-action tailgate seal offers universal tailgate operation, allowing you to close the tailgate with the last panel of the cover up or down.







# BED COVERS



## REALTRUCK ROLL-N-LOCK® RETRACTABLE COVERS

### A-SERIES XT ALL-ALUMINUM CONSTRUCTION

Made with two layers of aluminum slats connected by a patented hinge system that provides a nearly seamless look and superior protection from rain, snow, and would-be thieves. Engineered for use alongside other bed accessories with its integrated MaxTrak system, featuring T-slot rails along each bed rail! These slots accept most T-slot racks and accessories from Yakima, Thule, Rhino-Rack, and more, bolstering cargo capacity and practicality.

### M-SERIES VINYL-LINED ALUMINUM

The M-Series retractable truck bed cover offers the security of a hard cover, smooth appearance of a soft cover, and convenience of a retractable cover. Its durable vinyl-over-aluminum hybrid design provides four-season protection and optimal bed security. The M-Series can open, lock, and close without ever opening the truck's tailgate and locks in multiple open positions. Checks every box for convenience and quick access to your bed and gear.



## REALTRUCK BAK®

### BAKFlip MX4 HARD FOLDING COVER

Constructed entirely from alloy materials, including heavy-duty aluminum top panels and side rails. The BAKFlip MX4 truck bed cover sits flush with your vehicle's bed rails, disappearing into your truck's profile. And with its sleek, matte-black finish, the BAKFlip MX4 looks excellent whether open or closed!







# BED COVERS & ACCESSORIES

**REALTRUCK** **TRUXEDO**

## LO PRO SOFT ROLL-UP COVER

- Signature low-profile design
- Side rails mount inside the bed
- Premium marine-grade vinyl main cover
- Durable and lightweight aluminum frame
- Intuitive one-finger latch operation
- Quick-release system allows removal in seconds
- Patented spring-adjuster and floating Velcro® keep vinyl taut at all times
- Limited lifetime warranty

## PRO X15 SOFT ROLLING COVER

Features an ultra-low profile created by 15-degree side rails, which keep the tarp nearly flush for a stealthy aesthetic. The cover's matte-black canvas essentially disappears into your pickup's bed, adding to the product's unobtrusive appearance. Powder-coated aluminum side rails and bows support the cover and add strength and rigidity to the otherwise flexible fabric.



**REALTRUCK** **ELEVATE**

## ELEVATE RACK SYSTEM

- Adjustable height of 18" or 28"
  - 18" for easy access and a lower profile
  - 28" for complete cab clearance
- Robust engineered aluminum
  - 750 lb static weight
  - 500 lb on-road weight
  - 250 lb off-road weight
- Durable textured powdercoat
- Installs, adjusts, or removes in minutes
- Strong enough to carry baskets, bikes, kayaks, rooftop tents, ladders, and more








# BED ACCESSORIES

## **BEDRUG®** NEXT GENERATION BEDLINERS

### IMPACT BED MAT

Integrated tailgate gap guard hinge connects the bed piece to the tailgate piece. The TPO composite top layer offers a flat work surface that is slip and skid resistant, while the 3/4" padded underlayer resists dents and impacts while cushioning your knees when you have to crawl around in the bed. The Impact installs in minutes using hook-and-loop fasteners—no need to prep, sand, or drill!



## **REALTRUCK** **AMP RESEARCH**

### BedXTender HD Max

Expand your pickup's cargo space with a BedXTender HD Max, which offers up to 2 feet of additional bed length with a simple drop and flip! To use, just drop the tailgate and flip the BedXTender out to transform a conventional 6.5-foot bed into 8-plus feet of cargo space! Or keep it flipped inside and close the tailgate to contain tools and smaller cargo in the truck bed.








# BED ACCESSORIES

## RUGGED LINER

### DROP-IN BEDLINERS

- Better longevity and impact resistance than spray-in liners
- Durable, high-density polyethylene protects against dents and scratches
- Nonpooling floor for storage protection
- 2" x 4" inserts for two-tiered stacking



**LIFETIME WARRANTY!**



## DECKED

### DRAWER SYSTEMS

Full bed-length drawers and side access pass-throughs to the wheel wells offer massive, customizable storage. Almost zero wasted space. Enjoy a 100% increase in the utility of your truck bed.

High-impact polymer resin co-molded to a steel subframe gives you a true 2,000 lb payload (full-size trucks) or 1,000 lb payload (midsize trucks).

Out of sight and out of mind: with your tailgate locked, drawers are inaccessible.

100% weatherproof!

Series of closeout panels keeps dust and other airborne particles out of your drawers so your cargo stays clean.







# BED ACCESSORIES

## REALTRUCK UNDERCOVER

Access your gear by simply pulling a release lever — without reaching over or climbing into your truck bed. The Swing Case is the most innovative and versatile truck storage box ever made. Built to last from lightweight, high-impact material, the Swing Case is tough, weather resistant, and custom fit for your truck.

## SWING CASE TRUCK BED TOOLBOXES



**BESTOP**

## SUPERTOP® FOR TRUCK 2

The ultimate in flexible storage and coverage for truck beds. The improved design allows for one-person operation and features removable fabric side panels. When not in use, the top can be stored in the convenient built-in storage system along with the side panels.







## WHEEL CHOCK LOCK

Powder-coated steel is rugged enough to withstand the elements, while rubber-coated arms protect your wheels. Whether you're securing a cargo trailer, travel trailer, or RV, this versatile wheel chock and lock set has you covered.



**22,000 LB  
TOWING CAPACITY**  
**3,000 LB TONGUE  
WEIGHT CAPACITY**

Available shanks: 2", 2.5", 3"  
Drop/rise: 4"-16"

Includes a two-ball platform that fits in the adjustable channel. The hitch balls are welded together onto the solid steel platform for maximum strength and stability.



## TRUTRACK 4P WEIGHT-DISTRIBUTION HITCH WITH 4x SWAY CONTROL

Like all WD hitches, the TruTrack™ 4P uses a pair of spring bars to leverage the trailer tongue weight and spread it across all axles of the vehicle-trailer combination. Instead of using spring bar chains, however, the TruTrack™ connects to the trailer frame via heavy-duty adjustable support brackets that hold the spring bars in place laterally AND vertically. While regular spring bars angle from side to side, the integrated sway control arms resist this movement to keep the trailer better aligned.

Levels tow vehicle and trailer by redistributing tongue weight

Helps limit lateral trailer movement to reduce sway



Without weight distribution



With weight distribution



Without sway control



With sway control





## Discovery NEXT Brake Controller

Powerful, compact, and intuitive brake controller provides reliable operation of your electric trailer brakes from the comfort of your vehicle's cabin. With its sleek, modern design and a low-profile bracket for enhanced clearance, this controller offers exceptional control. Manage 2-8 trailer brakes at a time (1-4 axes) with fully adjustable settings that effortlessly adapt to your unique vehicle-trailer configuration.

**BOLT**  
BREAKTHROUGH ONE-KEY LOCK TECHNOLOGY

## PADLOCK Opens with Your Ignition Key

- 2" chrome-plated hardened steel shackle
- Double-ball bearing locking mechanism
- Plate tumbler sidebar prevents picking and bumping
- Stainless steel lock shutter keeps out dirt and moisture
- Weatherproof



**FASTWAY**  
TRAILER PRODUCTS

## e2<sup>®</sup> HITCH Round Bar

- Available ratings: 6,000 lb, 8,000 lb, and 10,000 lb
- Built-in sway control and weight distribution make towing faster, easier, and safer for you and your family
- 2-Point<sup>™</sup> sway control outperforms add-on sway bars and cam-style systems and is easy to set up, adjust, hitch, and unhitch
- No chains or add-ons to remove when backing up or driving in inclement weather
- Weight distribution keeps your truck, trailer and cargo safer through improved steering control and stopping power
- Installation flexibility makes it the perfect hitch for RV, boat, cargo, and other trailers
- 10-year limited warranty





# BUMPERS & GRILLE GUARDS



**RANCH  
HAND**

**SUMMIT SERIES** Grille Guard & Front Bumper



Summit Series combo offers superior strength and alternative style with reduced weight. Frame-mounted, one-piece bumper is fully welded for a clean, seamless look. The main body is manufactured from diamond-plate steel, while the grille guard provides wraparound brush guards for extra front-end and headlight protection. The punched plate grille insert is specifically designed to match the make and model of your vehicle—no expanded metal in sight. The streamlined profile allows for maximum strength and simple installation without any cutting, welding, or drilling. The tough black powdercoat resists rust and corrosion and ensures lasting performance through your truck's daily hard work.



**Fab Fours**  
MADE IN THE USA

**BLACK STEEL  
FRONT BUMPERS**  
with Full Grille Guard



Engineered to withstand the toughest off-road conditions, the Black Steel front bumper from N-FAB guarantees maximum durability without sacrificing style. Customization options abound, including a winch tray, D-ring mounts, 2" receiver, and lower guards, allowing you to make it uniquely yours.



**TRANS4MER GEN III  
MID-FRAME  
CARRIER KIT**

- Factory style with added protection
- Winch carrier also acts as a fortified crossbeam
- Will not interfere with driver assistance technology

Compatible with the following mounting brackets:

- 107653:** 2021 Ford F-150
- 107525:** 2020+ GMC Sierra HD 2500/3500
- 108001:** 2017+ Ford Super Duty
- 108002:** 2019+ Ford Ranger
- 108003:** 2020+ Chevrolet Silverado HD
- 108004:** 2019+ Ram HD





## LEGEND SERIES BULLNOSE BUMPER



## RANCH HAND



- 2" thick, 12-gauge bullnose for increased protection
- 5/16" uprights for high-tensile strength and durability
- Contoured skirts to protect the underside of the truck
- 4" schedule-40 pipe and diamond-plate steel
- One-piece welded fabrication
- Frame-mounted in four locations to reduce vibration and ensure a secure fit
- Comes with 2" receiver for tow hook, winch mount, or other attachments
- Super-polyester black powdercoat for superior corrosion resistance
- Retains factory fog lights and tow hooks, if equipped
- Compatible with front-facing cameras and sensors
- Includes light mounting tabs



## LEGEND SERIES BACK BUMPER

- The original, heavy-duty, "ranch-style" rear bumper made for hardworking trucks
- 4" schedule-40 pipe and diamond-plate steel for dependable strength
- 10,000 lb towing capacity and 1,000 lb tongue weight (select models only rated for 5,000 lb; do not exceed vehicle towing capacity)
- Super-polyester black powdercoat for superior corrosion resistance
- Optional bolt-on receiver hitch (PN RHUOO1BLB)
- Select models come with LED lights
- Integrated cut-out for 6- or 7-way trailer socket (varies by model)







## LoadLifter 5000 Ultimate AIR SPRING KITS

- Adjustable air springs from 5 to 100 psi, with up to 5,000 lb of leveling capacity
- Level your vehicle when towing or hauling a heavy load for a safe, comfortable ride
- Eliminate vehicle sag and bottoming out
- Under-frame kit works with most in-bed hitches
- Internal jounce bumper absorbs shock and can be safely run with 0 psi\*
- Limited lifetime warranty and 60-Day Ride Satisfaction Guarantee
- No frame drilling required\*\*

\*Maintain minimum air pressure for best ride comfort.

\*\*Frame drilling required for installation with a frame-side mounted hitch.



## ALUMINUM TRUCK-SIDE TOOLBOXES WITH SPACE-SAVING LEGS

- Space-saving legs provide more room for cargo
- Patented RigidCore foam-filled lid maximizes strength
- Extra-thick, one-piece aluminum tub holds heavy tools
- Corrosion-resistant stainless steel lock handle for security
- MicroSeal gasket helps seal out moisture, dust, and dirt
- Lid self-opens to 90° for convenient operation
- Legs mount anywhere on the side box or truck bed
- Can be mounted on the driver or passenger side
- Multiple box sizes available for a custom fit



**EASY SIDE ACCESS**

Mounts on the inside of the bed rails for additional storage space



**ENHANCED DESIGN**

Improved mounting system for truck side tool boxes



**VERSATILE ADJUSTMENT**

Mount at any angle between 0° and 55°

**Adjustable universal legs available separately.**







## DECKED

## TOOLBOX

Available with an optional  
Integrated Access Ladder

### Won't Ding, Dent, or Rust

High-impact, injection-molded polymer resin with anti-corrosion treated steel and aluminum hardware. A steel-armored locking system and reinforced lid make it a Fort Knox for your truck.

### Integrated Access Ladder

Forget crawling in and out of your truck bed to reach tools and gear! The clever 6000 series aluminum stepladder easily drops to find the ground, allowing you to step up and reach your tools and gear.



## NERF STEP SYSTEM



Using the patented hoop step design and an innovative mounting system, these Wheel-to-Wheel Nerf Steps work on vehicles with or without body lift kits—with no modifications to brackets or bars. The 0.084" wall steel tubing offers an industry-high load rating of 465 lb. One-piece assemblies provide maximum strength and durability not found in modular designs.



## PUTCO® BLADE LED TAILGATE LIGHT BAR

There are many light bars to choose from, but Putco's Blade™ stands apart from the rest in virtually every way. From the high-power COB technology to the weatherproof tinted polycarbonate housing, you can be sure that you are getting a brighter, crisper, more vibrant light and an extremely durable lighting accessory.





## REALTRUCK BACKRACK SAFETY RACK

Covers your rear window while offering clear visibility through the 2" fully welded wire screen. Provides full window protection and greater carrying capacity above the cab.



### TRUCK BED COVER ADAPTERS

Allows Safety Rack Cab Guards to be used on trucks equipped with various styles of truck bed covers. Ask for details!



## HUSKY LINERS MUDDOG™ MUD FLAPS

Bolt-on protection against gravel, grit, and all manner of muck. Husky Liners MudDog™ Mud Flaps give you a 12" wide, impact-resistant barrier that installs in minutes with just a few screws. Two finishes: stainless steel or matte black.




## BRANDMOTION safer cars today

### Commercial FullVUE® MIRROR VISION SYSTEM




Featuring a live-streaming full HD mirror and camera that reduce blindspots by providing a clear, crisp view of exactly what you need to see behind you without obstructions of partitions, passengers, cargo, or small rear windows. Includes an integrated dash-cam and DVR recording for your protection alongside nighttime and park-mode settings.



## fia SEAT PROTECTOR™ Custom-Fit Seat Covers

Designed for hard workers and tough environments, these custom-fit seat covers feature commercial-grade polyester. Advanced design creates a dynamic, state-of-the-art look while ensuring the protection of your truck's interior.





# CARGO MANAGEMENT



## HEAVY-DUTY BED MATS



Two-way protection for bed and cargo.

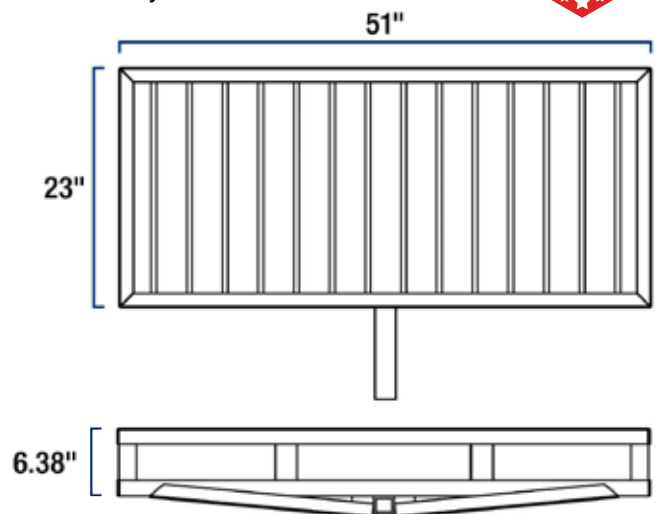
- Super-tough DuraGrip™ construction
- Absorbs impacts to protect bed and sides
- Resists most chemicals
- Mat stays slightly elevated so air can pass through
- Moisture stays out, mat and bed stay dry
- Installs in minutes
- Guaranteed For Life



PN UWS-CARRIER

## UWS<sup>®</sup> Universal CARGO CARRIER 51" x 23"

- Fits 2" x 2" receivers
- Rated up to 500 lb
- Fully welded aluminum



## Tray-Style Hitch-Mounted BIKE RACK

Two Bikes, 1 1/4" or 2" Shank

Convenient and highly secure bike transport. The secret? A three-point mounting system. With two bottom, tray-style cradles and a ratcheting vertical arm, the bike rack holds each bike frame at three points, keeping it locked in place over hills, bumps, and whatever else the road has in store. The ratcheting arm also features an integrated lock to keep your bikes even more secure and well protected from theft.



PN 18085





## TMBK ROOFTOP TENTS

Overland Vehicle Systems' TMBK rooftop tents are made from the finest materials, starting with a heavy aluminum-plated base assembled using marine-grade stainless steel hinges and hardware!

- 1,000 g transportation cover and sliding square ladder
- Marine-grade, waterproof 600D ripstop polyester
- 420D polyester oxford waterproof rain fly
- 110 g fade-resistant, breathable windows
- High-density foam mattress with cover
- Insulated base and stainless steel hardware



**DEEZEE**  
The Quality Truck Accessory People

## BED PRO BED MATS



A cost-effective way to keep your truck bed free from scratches, dings, and dents caused by loading/unloading/shifting cargo.

Dee Zee Bed Pro mats custom-fit your truck's contours for ultimate coverage. And because Bed Pro mats use rubber cleats to facilitate drainage and stay in place, you don't have to worry about trapped water or rust.



## REALTRUCK GO RHINO XVENTURE GEAR BAGS & TOOL ROLLS

Constructed from water-resistant, wax-reinforced 12 oz canvas to be stronger than your average bag. The inside features pockets made from heavy-duty clear poly and reinforced with integrated nylon webbing to keep your gear clean and organized. The interior is also lined with 1000 denier Cordura for durability and protection, while the zippered models are equipped with heavy-duty YKK zippers and paracord pulls that allow for easy opening and closing.

**Race Sport**  
Lighting

## LOPRO Wireless Solar-Powered CAB ROOF AMBER LEDS



Easy to install and, after the initial power-on, uses light and vibration sensors to control illumination. While the vehicle is moving, the sensor picks up vibration and turns the lights on; the system also comes on using automatic dusk/dawn detection. Within 1 minute after vehicle shut-off, the cab lights will shut off on their own.



**DEEZEE**  
The Quality Truck Accessory People

## TAILGATE BOARD

A solid, maintenance-free work surface that screws into existing factory holes to make installation easy.



## TAILGATE ASSIST

Safely control the drop rate of your tailgate with a custom Tailgate Assist Shock!



**NOCO**

**1,500-Amp**

## UltraSafe Lithium Jump Starter

The GB50 is an ultra-portable, lightweight, and compact lithium-ion jump starter for 12-volt batteries. With it, you can safely jump start a dead battery in seconds—up to 30 times on a single charge! The high-output 200-lumen LED flashlight boasts seven light modes, holds its charge for up to one year, and features a USB battery pack for recharging personal devices on the go (up to six smartphone recharges).



Since 1949

## WIRELESSAIR + EZ MOUNT

**App Only, No Controller**

Offering easy and convenient air pressure adjustment for any brand of aftermarket air spring, the WirelessAIR™ (App Only, No Controller) with EZ Mount on-board air compressor system from Air Lift is made for elite air spring users. With the EZ Mount system and the mobile app, installation and control has never been more simple.

- No controller or phone included
- Free iOS and Android mobile app easily connects with Bluetooth®-enabled manifold
- Dual-path control of all brands of air springs
- Heavy-duty air compressor
- Control your air springs individually from anywhere, at any time
- EZ Mount system packages the manifold and upgraded heavy-duty compressor into a factory-assembled bracket, making installation easier and quicker than ever
- Easy-to-read installation guide
- Two-year limited warranty (four years when installed by an Air Lift Authorized Installer) and a 60-day, no-questions-asked, money-back guarantee!

PN 73000EZ





# INTERIOR/EXTERIOR

## REALTRUCK LUND



### RIVETED FENDER FLARES

Heavy-duty flares are engineered for maximum protection and off-road-inspired looks, providing up to 2.75" of tire coverage (depending on application). This added coverage protects your vehicle's paint against nicks and abrasions from kicked-up rocks, road debris, and sling from mud, water, and liberally applied tire dressing.

- Wide style for larger tire and wheel packages
- Up to 2.75" (varies by vehicle) of additional tire coverage
- Bold, aggressive, eye-catching design
- Fade-resistant UV protection
- Comes with polished stainless steel hardware; black hardware available separately
- LED side marker lights included for Jeep® models
- Rubber edge trim protects fenders from dirt and debris
- Limited lifetime warranty



### VANTRED CARGO LINER

BEDTRED® IMPACT FLOOR LINER

Heavy-duty van liner offers exceptional protection for your work van's cargo area, covering the damage-prone painted cargo floor with a durable, padded liner.


- Waterproof and resists gas, oil, bleach, battery acid, and other chemicals
- 1/2"-thick polypropylene foam backing
- Die cut for clean, finished edges
- Anti-skid surface
- Limited lifetime warranty



### WHEEL WELL GUARDS

Before

After



**Unbeatable protection for everything behind your wheels.**

Husky Liners Wheel Well Guards are built to repel rocks, mud, snow, and salt. Protection leaves no room for rust while preserving that better-than-factory look. Warrantied for life.








# INTERIOR/EXTERIOR

## BUSHWACKER

### POCKET STYLE FENDER FLARES

An off-road icon with their recessed stainless steel bolts and massive presence. Custom designed to complement oversized tires while providing premium tire protection.

- Easy install with little-to-no drilling/trimming. Heavy-duty hardware included.
- Ready to mount out of the box in their OEM-style, matte-black finish (or personalize by painting them!).



## MAKE YOUR TRUCK STAND OUT!

### AeroCab™ Marker Lights

Built from patented, tough Dura-Flex® 2000 TPO material, this five-LED light bar installs in minutes using the provided 3M automotive-grade adhesive tape or mechanical fasteners—no drilling required!



### In-Channel Ventvisor® Window Deflectors

Keep contaminants from entering your vehicle's cab with the windows cracked, regardless of exterior conditions. Whether you're caught in a rainstorm or cruising down a dusty road, trust AVS® Ventvisors to keep you, your passengers, and your interior clean, dry, and comfortable!





## GT GAS AND DIESEL TUNERS

Unlock more horsepower and torque to meet the unique demands you put on your vehicle. With preloaded tuning, customizable gauges to track performance, and a wide variety of hauling and off-roading features, you'll have plenty of power to take on tough jobs or improved fuel economy for long highway hauls.



**TIER A**



## 5-GALLON RACING JUG with FUEL TRANSFER PUMP

- High-speed, heavy-duty, battery-powered fuel transfer pump
- Useful in the garage and snow or at the farm, dock, or campsite
- Built-in nozzle holder for safe and convenient storage of the discharge nozzle
- Water-resistant power buttons
- Flexible discharge and intake hoses



**No more lifting heavy gas cans!**

**HYPERTECH**  
The World Leader In High-Performance Engine Tuning



## REACT THROTTLE OPTIMIZER

- 3 Versions:**
- Off-Road
  - Performance
  - Towing



The simple control knob lets you switch between modes and control throttle intensity on the fly.

- On-the-fly adjustments
- Won't void factory warranty
- LED setting indicators
- Multiple levels of safety protection
- Magnetic A/C vent mount included (no screws or tape)
- Pedestal swivel mount available (sold separately)
- Custom tuning software
- Internet updateable
- Easy plug-and-play installation
- Automatic setup sequence (no disassembly required)

**Complete Throttle Response Control at Your Fingertips**



## PERFORMANCE PROGRAMMER

The X4 Performance Programmer connects high performance tunes to your vehicle for a boost in horsepower and torque. Awaken your engine to its real potential with preloaded, dyno-proven tune files through the easy-to-use interface. Modify a variety of parameters at the touch of a button, all while monitoring gauges on a customizable display.



The SCT X4 Power Flash makes it easy to read real-time vehicle data such as EGT, air/fuel ratio, or any other 0-5 volt source!

SCT tuning devices will not modify or delete vehicle emissions. SCT products comply with the Clean Air Act. Tunes that are preloaded in the devices have gone through hours of testing to consider the overall environment and to ensure driver safety.





## RS5000™X SHOCK ABSORBERS

With their unique, exclusive valving system and advanced compression functionality, Rancho® RS5000™X shocks deliver improved on- and off-road handling and performance. Exclusive Progressive Engagement Valving is custom-tuned for each vehicle to help reduce initial impacts at low speeds and minimize rough rides.



## RIDECONTROL 2,000 LB OF LOAD-LEVELING CAPACITY

**Safe, Smooth, Stable Rides—Always!**

RideControl™ air springs level up your loaded-down ride for greater safety, stability, and comfort.

- Fits 1/2-ton trucks and vans
- Air adjustable from 5 to 100 psi
- Most popular kits offer no-drill installation



## CUTTING-EDGE SUSPENSION

Fabtech's innovative development produces the finest suspension designs for on- and off-road use. Each suspension system is designed to provide increased ride height for oversized tires while enhancing off-road suspension performance.

Available for:

**CHEVY/GMC • FORD • DODGE/RAM • HUMMER  
JEEP • NISSAN • TOYOTA • MERCEDES**



## CONCEPT POD MINI



SUPER  
BRIGHT



DUAL  
COLOR

### FEATURES

- Compact (<2") size
- High power (2,000 lm each module)
- 6 modules offer more power than most off-road light bars
- Dual-color driving beam
- Vehicle-specific kit available for factory bumper or grille integration



## STROBELINK™

### ALL-IN-ONE STROBE LIGHT KIT

- **Plug-and-play** kit includes all lights, wiring harnesses, switches, and brackets
- **Customizable** system allows for user-defined strobe placement, color, and patterns



INTEGRATED PERIPHERAL TECHNOLOGY

DIRECT DUCTED COOLING

COLORLED BACKLIGHT

USER-SELECTABLE  
REPLACEABLE LENSES



## Universal LP4 Pro LED AUXILIARY LIGHT POD PAIR

Featuring a total of 8,750 lumens and a 200° spread of usable LED light, this light pumps out 7,050 forward-projecting lumens and 1,700 lumens of dedicated peripheral lighting. To keep your light performing at its highest potential, the LP4 integrates Direct Ducted Cooling (DDC) technology that allows air to travel through the front of the housing and over the rear heat sinks to drastically improve cooling capacity and performance.

# RIGID

## D-SERIES PRO LED LIGHT PODS

The professional-grade D-Series PRO offers more light output than ever before thanks to recent advancements in LED technology and can be used for virtually any lighting application.

Measuring just 3" x 3", the D-Series PRO packs up to 102% more raw lumens than its non-PRO counterpart.

### OWN THE NIGHT WITH RIGID'S ORIGINAL POD LED LIGHT

- 50,000+ hour lifespan
- SAE J575 compliant (shock/vibration)
- Durable, UV-resistant powdercoat
- 9-36 V DC
- High-grade aluminum alloy
- Reverse polarity protection
- Integrated thermal management system
- Impact-resistant polycarbonate lens
- Over/under voltage protection
- RFI/EMI protection
- ROHS compliant
- IP68 compliant (dust/water ingress)



Surface Mount  
PN 202113



Flush Mount  
PN 212113







(For California Residents)

WARNING: This product can expose you to chemicals including LEAD and DEHP which are known to the state of California to cause cancer and birth defects or other reproductive harm. For more information go to [www.P65Warnings.ca.gov](http://www.P65Warnings.ca.gov). Wash hands following handling or before eating.

Some products in this catalog are not legal for sale or use in California on any pollution-controlled motor vehicles. Not responsible for typographical errors. Specials may not be available at all locations. We reserve the right to limit some quantities. Parts may be out of stock due to supplier's availability. Certain items may be nonstocking and may require a freight fee to be added onto the sale price for special ordering.