

TOTAL TRUCK CENTERS

GEAR GUIDE

OVERLANDING



Cover photo courtesy of Rugged Ridge



REALTRUCK GO RHINO

Swing-A-Way HITCH MOUNTED TIRE CARRIER

Engineered to install directly into any 2" receiver hitch, the Swing-A-Way Tire Carrier promotes the safe and secure transportation of up to 37" diameter spare tires and up to 200 lb.

- Fully-adjustable wheel mount supports various wheel sizes and backspaces
- Textured black powder coat finish
- Integrated anti-rattle system provides added stability and rattle-free performance



VENGEANCE FRONT BUMPER with Pre-Runner Guard



This lightweight, premium steel, non-winch bumper offers a sleek and stylish finish for the front of your vehicle. Features mounts for RIGID 20" light bar and two (2) 3" square dualy lights. Lower cutout provides increased airflow.

WESTIN

HDX Series Grille Guards

Available in a stainless or black powder coat finish with uprights that are protected with extra wide rubber that is 1/8" thick and 2 3/4" wide, giving a solid clean look with serious off-road protection.



HDX Bandit Front Bumpers



Combines a heavy duty diamond plate steel bumper constructed of schedule 40 steel pipe with a stylish grille guard featuring 2" diameter outer wraparound wings and 2 3/4" wide upright rubber strips. Features a stylish metal honeycomb mesh screen, which allows maximum airflow to the intercooler or radiator area while accenting the front end styling with a clean and rugged look.

Sportsman X Grille Guard

Combines aggressive styling with heavy duty front end protection.

The unique design complements today's larger grille designs, and is available to fit most full and mid size truck applications.

Accepts optional 26" Dual Row LED light bar kit (sold separately).





RANCH HAND

MIDNIGHT SERIES BUMPERS & RUNNING STEPS



The Midnight series is built for those who constantly raise the bar — from job sites and late nights to everything in between. Fabricated by hand and robustly constructed from thick, 7-gauge smooth steel, the Midnight series features a futuristic and sophisticated design that is form-fitted for a tailored look.

Grille Guard Front Bumper

- For 1/2+ ton trucks
- Smooth 7-gauge sheet + 1/4" brackets
- Not winch-ready • No receiver
- Tow hooks retained on some models
- Carbide black powder coat



Rear Bumper

- For 1/2+ ton trucks
- Smooth 7-gauge sheet + 1/4" brackets
- No built-in step • Factory receiver retained
- Factory lights retained • Compatible with aftermarket LED lights
- Carbide black powder coat



Running Steps

Featuring wide steps and raised treads for reliable traction and secure footing. The bold and rugged styling improves the look of your truck.

- Truck specific step configuration to match door layout
- 3" top pipe and 1-1/2" loop pipe for enhanced rigidity
- Punched steel foot plates with raised, high traction treads
- 4" wide steps for comfortable entry and exit
- Durable carbide black powder coat finish





LoadLifter 5000 AIR SPRING KITS

Air Lift adjustable air helper springs level your load and give your truck, van, or SUV a safer, more comfortable ride. Air springs are easy to install between your existing springs and the vehicle frame. Just add air when towing or hauling a heavy load, and reduce air pressure when unloaded; they are fully adjustable for a great ride. Air Lift air springs eliminate sag, sway, and bottoming out. They are made with rugged, durable components for long, reliable service.



Onboard AIR COMPRESSOR SYSTEMS

- Operates air springs within 5-100 PSI
- Free iOS and Android mobile app to monitor and inflate air springs
- Wireless handheld controller, programmable with up to three user-defined presets
- 2-gallon black powder-coated steel tank included
- Compact, Bluetooth-enabled manifold
- Heavy-duty 444c air compressor and 110-145 pressure switch
- All wiring and hardware included
- EZ Mount system is pre-assembled at the factory with manifold and solenoid assembly attached to a powder-coated mounting bracket



WirelessOne Tank Plus EZ Mount PN 25981EZ

Single-path wireless control system allows for equal inflation of each air spring.

WirelessAir Tank Plus EZ Mount PN 74100EZ

Dual-path wireless control system allows for independent inflation of each air spring.



Designed to work with most brands and styles of air springs. An excellent upgrade for existing air spring systems.



Provides an easily accessible air supply whenever you need it.



Control your system from inside or outside your vehicle using either the included remote control or the downloadable App.



4-Tire INFLATION/DEFLATION SYSTEM

- Airs up or airs down up to 4 tires at the same time
- Fits most vehicles with up to 158" wheel base
- Easy pressure monitoring and adjustment of the entire system
- Works with most air compressors with "M" style connectors
- Equalizes pressure in the connected system
- Manifold with digital gauge to monitor the system pressure
- Kink-free hoses



STAGE 10 SUSPENSION SYSTEMS

- Vehicle specific designs
- Up to 40% increase in front wheel travel over stock
- Billet rear upper and lower links improve rear end articulation and allow for on-vehicle pinion angle adjustment
- 2.5 Aluminum Series rear remote reservoir shocks provide increased performance and balanced tune with coilovers



DVBTM UNDERBODY OFF-ROAD SKID PLATES

Designed to protect under-body components from rocks and other obstacles on the trail. Made from 3.5 mm steel and finished in a micro-texture black powder coat. These skid plates have an easy bolt-on installation and are available for multiple vehicle applications.

JKS JSPEC SUSPENSION LIFT KITS

Upgrade your Jeep Wrangler TJ or LJ with a JKS JSPEC 2" lift suspension system for increased ground and tire clearance. Aside from the lift increase, you also get custom-tuned JSPEC dual rate coil springs and custom-valved FOX Adventure Series gas shocks for improved ride quality and handling. The complete bolt-on system also includes an adjustable front track bar, front sway bar Quicker Disconnects, a brake line relocation kit, a rear track bar bracket, and bump stop extensions.





SUSPENSION



RS7MT® MONOTUBE SHOCK ABSORBERS



Application tuned for precision on-road and off-road handling, Rancho RS7MT® monotube shocks are highly effective in the dissipation of heat, making them ideal for extreme off-road use and larger wheel and tire packages.

RS9000®XL SHOCK ABSORBERS



Get premium control and performance with Rancho RS9000®XL shocks. Recognized as the first nine-position manually adjustable ride control series in the off-road market, RS9000®XL shocks are ideal for on- and off-road use, towing and more.

RS5000®X SHOCK ABSORBERS



Featuring a unique, exclusive valving system and advanced compression functionality, Rancho RS5000®X shocks deliver improved overall on- and off-road handling and performance.

quickLIFT™ LOADED STRUT ASSEMBLIES



An all-in-one solution, Rancho® quickLIFT™ loaded assemblies level and lift late model trucks and SUVs. This complete assembly simplifies installation, levels the front suspension and provides additional lift to accommodate larger wheels and tires.



**ZONE
OFFROAD**



SUSPENSION LEVELING KITS

Improve the stance of your vehicle with these easy-to-install kits. Designed for durability and performance, each kit features a heavy-duty components and all necessary mounting hardware for quick installation. Kits provide clearance for up to 34" tires on some vehicles, offering even more versatility. Give your truck the refresh it deserves without sacrificing ride quality!





POWERSTEP™ XTREME POWER RETRACTABLE RUNNING BOARDS

- Premium, dual-motor design automatically deploys and retracts boards
- Corrosion-resistant cast-aluminum construction for strength and durability
- Anodized and finished with a military-grade PTFE coating
- Massive 6" wide step area runs the length of the cab
- Textured, slip-resistant step surface
- Integrated LED convenience lighting
- Optional Override Switch is available for manual control
- Includes vehicle-specific installation guide and mount kit
- Mounts to vehicle's rocker panel
- Newer applications connect to the OBDII port via the Plug-N-Play module
- 5-Year limited warranty

ENGINEERED FOR EXTREME ENVIRONMENTS



Deployed



Retracted

BEDSTEP™ BUMPER STEP

The premium, retractable BedStep™ is the ultimate in convenience, providing a wide non-slip step surface to climb in and out of your pickup's bed with ease.

The heavy-duty die-cast aluminum frame makes for unparalleled strength, supporting up to 300 pounds, while the glass-reinforced step pad provides a stout foothold.





BOARDS & STEPS

LUVERNE[®] RUNNING BOARDS & SIDE STEPS

Made for functionality, durability, professional style and a custom fit on each truck, cargo van and SUV. Many of Luverne's running boards and side steps feature a no-drill installation and are available in cab length and wheel-to-wheel options.



Grip Step[™]

7" Running Boards

Ideal for cargo vans and work trucks alike. Their 7" wide expanded aluminum treads provide excellent traction and safety, even in muddy, rainy or snowy conditions. Protected by a durable black powder coat.

Regal 7

Oval Side Steps

Featuring 7" wide, non-skid step pads and are constructed from stainless steel with two finish options. Each pair of these truck side steps is designed for vehicle-specific application.

O-MEGA II

6" Oval Side Steps

The running boards and step pads are constructed from powder-coated aluminum with bold black end caps, and they feature high-traction circular treads.

Grip Step XL

9.5" Running Boards

These van running boards are constructed from reinforced steel for a solid step, and they feature expanded metal treads for unparalleled grip in any weather conditions.



Textured Black ROAN RUNNING BOARDS

The next-level design creates a powerful presence unlike any running board you've ever seen. Constructed with a sturdy 1.75-inch OD perimeter tube supporting a fully-welded 12-gauge steel top plate, the Roan finds the line between a conventional running board and an armored side step and then obliterates it!



Magnum RT Gen 2 DROP STEPS

- Unique angled drop step design with a modernized look
- 14-gauge steel construction
- Heavy duty 1/4" cold rolled steel mounting brackets
- 500 lb. weight rating per side
- Easier access into and out of the vehicle with a 16" long and 4" wide step area.
- Slotted steps allow grip in any weather and drainage of water, snow, or debris
- 3-stage powder-coating process with black powder coat finish to resist the elements and corrosion
- Bolts to factory mounting points, no drilling required





INNOVATIVE
AUTOMOTIVE
LIGHTING

Concept Pod Pro 3" CUBE LED POD LIGHTS

- SafeSwap™ technology allows for swapping lens and mounting options without breaking the factory seal.
- Compatible with 12, 24 and 48 VDC power systems.
- Weatherproof IP69K rated for protection against harsh environmental conditions.
- Modern dual projector optics provide precise street legal and off road beam patterns in one package.
- Advanced CREE automotive grade LED chip produces high intensity illumination.
- Available beam patterns include SAE Driving, SAE Fog and Hybrid off road in white and amber colors.
- Features a paintable aluminum bezel that can be replaced with Flush Mount or Round Bezel



XTREME SERIES LIGHT BARS

- MULTI-FUNCTIONAL: Combination of multiple beam patterns (high beam, fog, and amber strobe light) in one lamp. Versatile mounting options for easy installation.
- STREET LEGAL: SAE certified for use on any roadway in the USA
- INNOVATIVE DESIGN: Patented optics, low profile chassis and integrated wiring harness.
- HIGH PERFORMANCE: Designed for high performance illumination in different driving conditions, surpassing performance of off road light bars.





LED AUXILIARY OFF-ROAD LIGHTS

Designed for versatility, they can be mounted on virtually any off-road vehicle, including trucks, Jeeps, utility vehicles, motorcycles, and boats. Install them on the roll bar, bumper, side pillars, or bull bar. Most lights offer adjustable angles, allowing you to direct the beam exactly where you need it.



Side Mirror DITCH LIGHTS

Features a set of high powered LED light bars integrated into factory-style side mirrors. This integration allows for easy installation and a sophisticated, almost "OEM" appearance while providing functional peripheral illumination for the driver. Each unit has a 45° beam angle to optimize the driver's peripheral visibility.



LED TAIL LIGHTS

Protruding out significantly less than the factory tail lights, this low-profile design has a more streamlined appearance while also reducing risk of tail light damage. These flush tail lights feature a unique modular design and functional LED lighting elements including high-powered reverse lights, unique signature perimeter lighting, and an animated turn signal sequence.



8-Pod LED Truck Bed LIGHTING KIT

Illuminates the entire bed of your truck with a flip of a switch or the remote control for the RGB Multi-Color system, allowing you to easily work after dark.



ColorSMART L8 Series LED LIGHT BARS & PODS



The Race Sport Lighting L8 light bars are part of a unique A La Cart family, and are dual function for high power light output and RGB multicolor for show. Pairs to Controller that can also do cubes and rock lights

BLUETOOTH
CONTROL WITH APP



ADAPT SERIES LIGHTING

Adaptive Response To Your Vehicle And Driving Conditions

ADAPT LED LIGHT BARS

Featuring a signature look that is unlike any other light bar on the market. Packed with the most advanced technology, this light bar has eight selectable beam patterns and accent lighting that can be programmed to display any color in the light spectrum. The Adapt features integrated optics design with Spot, Flood and Driving zones. Horizontal beam patterns range from 90-degree slow or moderate speed broad beam to a highly focused 15-degree high-speed spot beam in a single fixture. It also includes RIGID's Active View Technology. Available in 10", 20", 30", 40", and 50" lengths.



ADAPT XP LED LIGHT PODS

Active Power Management continuously monitors input voltage to determine the status of the vehicle's electrical system, while RIGID's proven Active View Technology uses an internal GPS module to determine the vehicle's speed, allowing the Adapt XP to properly distribute all available power among three unique optic zones. The Adapt XP will give you the light you need, when you need it, where you need it. Featuring three side-shooting LEDs on one side of each fixture.



NOCO® Boost X EXTREME POWER

Available in
1,250, 1,750, 2,500,
and 4,250 Amp
models

Introducing a new kind of jump starting experience featuring NOCO's latest PX Lithium Technology that delivers incredible power, ultra-fast charging, and unmatched versatility. This isn't an upgrade— it's a whole new series. The new Boost X offers more starting power and unleashes maximum power delivery for the most demanding starts. Paired with USB-C Power Delivery technology to recharge insanely fast.



FuLlVUE® REAR CAMERA MIRROR with Truck Bezel



Replaces your current rearview mirror with a full HD video screen. Improves on your traditional mirror by providing a clear, crisp view of exactly what you need to see with no obstructions from passengers or cargo.

- Full touchscreen for easy adjustments
- Retains standard mirror functionality with one touch
- Super HD 1980 x 320 resolution display
- 2-channel DVR functionality
- Built-in g-shock sensor for automatic event recording
- Built-in DVR recording camera
- 170° horizontal field of view
- 150° vertical field of view-thru scrolling functionality



RAPID
INSTALL



NO DRILLING
NEEDED



CARGO
CAMERA



VEHICLE
SPECIFIC BEZEL



DUAL
CAMERA DVR



INTEGRATED
DASHCAM

REALTRUCK BACKRACK®



SIDE RAILS

- Industrial grade and designed for trucks that push the envelope of on-the-job abuse
- Complements the angles of BACKRACK Cab Guards.
- Simple, no-drill installation
- Available for both 6.5' and 8' bed lengths
- Available in two configurations: FULL RAIL, and the TOOLBOX RAIL, where the Tube Rail accommodates a cross bed Toolbox.



TOOL HOLDERS

- Simple clamp design
- Holds up to 11 tools
- Kit includes: Clamps, fasteners and horizontal tool holders



TRUCK RACKS

- Tonneau cover compatible • Carry long loads with ease
- No drill installation • Mount lights and accessories

REALTRUCK BACKRACK®

SUPERTOP® FOR TRUCK 2 ONE PERSON OPERATION

The ultimate in flexible storage and coverage for truck beds. The improved design allows for one-person operation and features removable fabric side panels. When not in use, the top can be stored in the convenient built-in storage system along with the side panels.



Bedside Rack MOLLE PANEL SYSTEM

Using factory mounting points, the rack system installs to keep your gear organized, easily accessible and secure. They work with all MOLLE/PALS accessories in addition to universal slots for all kinds of storage possibilities.



Seat Back TECH PLATE MOLLE KIT

Keep your most important gear ready for use at a moments notice. BUILTRIGHT products are designed to ensure that those items stay where you put them.



DEEZEE
The Quality Truck Accessory People

Polymer TAILGATE BOARD

- Solid work surface screws into existing factory holes
- UV resistant
- Extreme weather resistant
- Maintenance-free
- Easy to clean up
- Excellent impact resistance
- Easy no-drill installation



BEDRUG
NEXT GENERATION BEDLINERS

CLASSIC BED MAT

- Durable yet comfortable polypropylene fiber construction
- Soft, carpet-like finish
- Slip and skid-resistant
- Knee-friendly 3/4" polypropylene foam cushion
- Waterproof, chemical, UV, and stain resistant
- Won't absorb water, mold, or mildew
- Compatible with other truck bed accessories
- Tailgate Mat Available (sold separately)



Fab Four's
MADE IN THE USA

OVERLAND RACK for Jeep® Gladiator


- Expandable design
- Up to 500 lb. capacity
- Ability to create solid floor (extra cross members required)
- Integrated roof access step
- Stainless steel hardware
- 12 Gauge steel construction
- Multiple tie down points
- 10 Integrated pod mounts



küat

IBEX Truck Bed Rack

Constructed from lightweight yet durable aluminum, it boasts a ballistic black powder coat made for all the nature you can throw at it. Plus, it's available in six different frame sizes to accommodate most truck models and equipped with telescoping crossbars, numerous T-channels, and versatile full and mid-height configurations.





TRUCK BED

DECKED

DRAWER SYSTEMS

Full bed-length drawers and side access pass-throughs to the wheel wells offer massive, customizable storage. Almost zero wasted space. Enjoy a 100% increase in the utility of your truck bed.

High-impact polymer resin co-molded to a steel subframe gives you a true 2,000 lb payload (full-size trucks) or 1,000 lb payload (midsize trucks).

Out of sight and out of mind: with your tailgate locked, drawers are inaccessible.

100% weatherproof!

Series of closeout panels keeps dust and other airborne particles out of your drawers so your cargo stays clean.



DECKED

CARGOGLIDE

The Toughest And Most Durable Bed Slide On The Market.

Built from heavy gauge, powder coated American steel and industrial grade marine plywood (coated with a thermoplastic top sheet), the CargoGlide truck bed slide can take all of the use and abuse of the jobsite and the environment. Load it up with compressors, welders, tool boxes, you name it. All of your work items slide right out to you every time.





Universal TIRE CARRIER

Designed to fit most truck beds.
Holds a tire from 33" to 40" (up to 14" actual tire width)
Designed with slots to support a Y-strap to secure your tires.
Can be mounted anywhere in the truck bed.
Features a protective hammer black powder coat finish



EXPEDITION TRUCK CAP

With Full Wing Doors, Front And Rear Windows & 3rd Brake Light



Upgrade your truck with the most versatile and durable truck topper on the market. Whether you're an off-road enthusiast, a camping aficionado, or simply need extra space for your daily activities, this topper is designed to meet your every need.

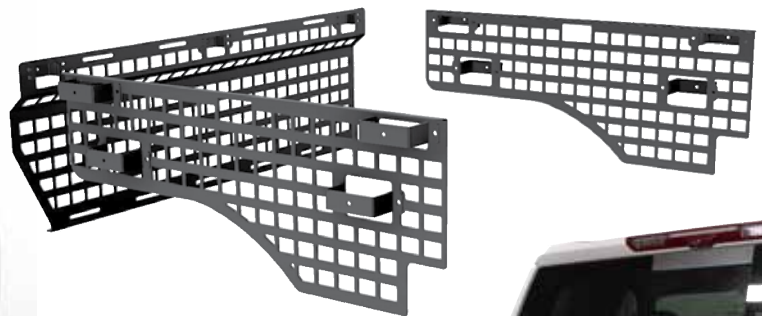
Venture TEC MODULAR CARGO SYSTEM

Begins with a sleek bed rack designed to provide endless mounting options through its patent-pending TEC channel system. Customize your overland rack with tons of accessories; molle panels, gear mounts, tent mounts, tables, grab handles and more. Engineered to mount to any truck.

PUTCO®

MOLLE PANELS

Custom engineered to fit directly to each make and model using the existing OEM mounting points. These systems allow you to keep your gear organized, easily accessible, and secure. They work with all MOLLE, PALS, Quick Fist, and many other gear strapping systems to hold your cargo in place on the roughest roads.



REALTRUCK



REVOLVER X4TS Hard Roll-Up Truck Bed Cover

- Simple, one-handed operation
- Sleek, matte-black finish
- High-strength aluminum slat construction
- Marine-grade vinyl overlay
- Integrated T-slot rails support various racks, carriers, and cargo accessories
- Simple, no drill installation



REALTRUCK

RETRAX EQ Bluetooth Enabled Electric Retractable Bed Cover

A new evolution in truck bed covers, the Retrax EQ is made of industrial-strength aluminum that offers unmatched strength and features a quiet cable drive retracting system. The Retrax EQ incorporates built-in Bluetooth technology, allowing you to control the bed cover's operation via the Retrax Phone App (iOS/Android), with the convenience of the vehicle's OE key fob or with an optional cab-mounted touchpad.





TRUCK BED

REALTRUCK < RETRAX®

RETRAXPRO XR Manual Retractable Bed Cover with T-Slot Rails

Located at either side of the RetraxPRO XR, the Trax Rail System consists of T-slot compatible aluminum rails that accept most T-slot racks, gear, mounts, and accessories. This addition significantly boosts cargo capacity and accessory mounting abilities—ideal for any adventure-built pickup truck.



REALTRUCK < RETRAX®

RETRAXONE XR Manual Retractable Truck Bed Cover With T-Slot Rails

The Trax Rail System integrates a T-slot-compatible rail at each bedside, accommodating T-slot accessories from most major manufacturers. With the ability to mount bikes, coolers, outdoor gear, and more on top of the bed cover, the Trax Rail System practically doubles your truck's cargo capacity while freeing up the hitch and bed.



REALTRUCK ^{ELEVATE} PREMIUM MODULAR BED RACK

Boost your pickup truck's cargo capacity with the RealTruck Elevate Rack: a premium, modular bed rack offering unmatched adjustability, superior durability, and sleek styling to complement any application.



- Lightweight and robust engineered aluminum construction
- Durable, textured powder-coat finish
- Install, adjust, or remove in minutes
- Adjustable, telescoping design locks at 18, 23 or 28 inches
- Integrated T-slot channels accept numerous cargo management accessories
- 750 lb. static load capacity
- 500 lb. on-road load capacity
- 250 lb. off-road load capacity
- Limited lifetime warranty



WESTIN[®] EXP TRUCK CAPS & CROSS BARS

- 5-piece extruded aluminum construction offers a balance of strength and reduced weight
- Aluminum gull-wing side doors with locking t-handles
- No drill installation allows for easy installation
- Integrated roof rails to mount accessories (crossbars sold separately)
- Auto lock/unlock rear door allows for easy accessibility
- Heavy duty locking t-handles emergency release interior levers in case of emergency situations
- Integrated interior t-slot extrusion
- Static Load Limit: 700 lb.
- Dynamic Load Limit: 300 lb.



Designed to work with the EXP Cap's integrated roof rails.



COOLERS and Accessories



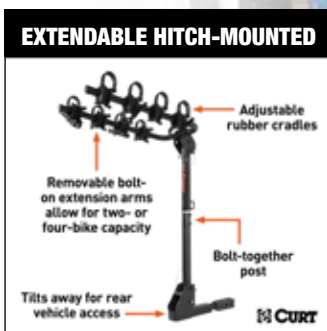

Explore a wide range of innovative outdoor coolers, including electric coolers, ice chests, and center console refrigerators. Whether you're planning an adventurous camping trip, embarking on a road trip, or simply enjoying a day out in nature, Dometic has the perfect cooler to keep your food and beverages fresh and chilled. Discover the convenience and efficiency of Dometic electric coolers, the durability and portability of Dometic ice chests, and the sleek design and functionality of our center console refrigerators.

Trust Dometic to provide you with reliable, high-quality cooling solutions for all your outdoor adventures.



CURT BIKE RACKS

Engineered for bike security and long-lasting resistance to the elements. A CURT bike rack provides hitch-mounted convenience to let you bring your bicycles along for any adventure. Available in a variety of sizes and styles.





ROOF TOP TENTS

Welcome to the world of rooftop tents—a world where adventure meets comfort, and the great outdoors becomes your playground. Overland Vehicle Systems' complete line of rooftop tents is designed to elevate your camping experience, no matter your preferred style or destination. From soft-sided tents for quick setup to clamshell designs offering convenience and space, and hard-top models providing rugged durability, there is a rooftop tent to suit every explorer's needs.



SUPERIOR FUNCTIONALITY

KOMODO CAMP KITCHEN

Dual Grill, Skillet, Folding Shelves, And Rocket Tower

Perfect cooking station for your next outdoor adventure. This expandable camp kitchen is designed to take up little space when stored but quickly expands into a large cooking area with plenty of room for prepping and cooking.





AWNINGS

Overland Vehicle Systems (OVS) is known for its rugged awnings, providing dependable shelter for outdoor enthusiasts. Designed with durability and innovation, OVS awnings protect against sun, rain, and wind, enduring off-road challenges. With various styles and sizes, OVS offers options to fit different vehicles and preferences. Simple setup makes outdoor living easy, enhancing camping experiences.



Standard Awning

Available in 3 sizes
4.5' - 70" x 55.5"
6.5' - 98.5" x 78.5"
8.0' - 98.5" x 101.5"



180° Awning

Available for both either driver or passenger side mount.



270° Awning

With 5 built-in aluminum rafters provides 80 square feet of coverage.



INNOVATIVE FUEL TRANSFER



5th Gen.

GAS CAN FUEL TRANSFER PUMP

Allows for easy fueling without awkwardly lifting heavy gas cans and tipping them to refuel

- Power: Four (AA) batteries
- Flow rate: 2.7 Gallons per minute
- Suction tube: 18.1"
- Discharge hose: 39.4"
- Compatible liquids: Gasoline, E15, E85 (remove pump after use, E85 may corrode seals), diesel, kerosene & non-potable water

NO MORE HEAVY LIFTING



ELECTRIC PUMP

Simple push ON button to initiate fluid transfer from one receptacle to another

YOUNG Electric E-SCOUT PRO OFF-ROAD/FAT TIRE HUNTING BIKE

Equipped with the newly upgraded 48V/20Ah, 960Wh LG battery with BMS system, stably leveling the range up to 80 miles. Its removable design also makes it convenient to charge wherever you are. No more range anxiety.



Powerful 750W Hub Motor



Multifunction HMI Display



Hydraulic Disc Brakes




Extend your adventure!



PIONEER PLATFORM

- Quietest & lightest Rhino-Rack Platform... Ever!
- Up to 60% reduction in drag from its predecessor
- 100% of the platform usable for mounting accessories
- Stronger alloys maintain strength but reduce weight by 20%
- Pioneer's hardest coating ever, reducing damage and scuffs
- East/West mounting channels for more mounting options
- Integrated wiring capabilities within all extrusions
- Detachable wind fairing inserts in leading-edge further enhance drag reduction
- Most comprehensive ecosystem of accessories for mounting everything from kayaks to fishing rods in seconds



CROSS BAR ROOF RACKS



Vortex

The Vortex roof rack system featuring the VGS strip is the perfect carrying solution for your leisure activities.



Heavy Duty

The Heavy Duty roof rack system is the tough and durable carrying solution for your work related gear. Perfect for tradesmen.

DOME AWNING



Domed to offer extra head room underneath the awning, it will work well for taller people and for lower roofed vehicles. Provides superior rain water run off.

BATWING AWNING



With 270° of shade and 11sqm coverage, the Batwing is the perfect addition to any adventure. Easy-to-use design enables set up or pack away within minutes.

SUNSEEKER AWNING



Simply mount the Sunseeker Awning to your roof rack and roll out the 2.5m / 8.2ft awning to create a lovely 5.15sqm / 55.38 sq ft shaded area for you and your family to relax in.



Kitchen Station

A convenient tabletop solution that mounts to the side of your RV, camper van, or truck.



GMRS Antenna Mount

Nonmagnetic antenna solution comes with a Nagoya mount, five meter cable, and a Bingfu Antenna. Fixed to a 4.5 SeaSucker



RotopaX Mounting Kits

Provides superior mountability of all RotopaX and FuelpaX containers. Simply mount to any flat surface, place container on mount, align with container "dimples," and turn until tight. The unique DLX handle design gives more turning power to keep containers tight against its mounting surface.



Starlink Pole Mount

The dish's pole locks securely into the Starlink Pole Mount's base but can be detached with the push of a button. Three 4.5" SeaSucker vacuum mounts make attaching to almost any smooth, rigid surface a breeze.



THE POWER OF

REDARC®

REMOTE POWER DISTRIBUTION MODULE

Features the award winning RedVision TVMS and iconic Manager30 Battery Management System to provide full control and monitoring of on-board devices and your state of charge. RedVision allows you to control multiple on-board devices, such as turning lights, inverter, water pumps and other loads such as televisions, electric steps and fridges on or off. It also provides you with the ability to monitor up to 6 separate water levels, temperatures, and when paired with the Manager30 allows you to monitor your battery power consumption and storage through the provided In-vehicle mounted display or by downloading the app on your android or IOS device.



PORTABLE FOLDING SOLAR PANEL

Looking for a 200W folding solar panel for ideal camping and remote travel? REDARC's monocrystalline portable camping solar panels are the perfect addition to any dual battery or off-road setup.

Folding out to 53.9" x 31.5" x 1.0" means that this panel tucks away neatly in the vehicle but opens up to capture an effective amount of sun power to keep you in charge.





INTERIOR/EXTERIOR



UNDER SEAT STORAGE DRAWER

Maximize the storage area under the back seat of full-size crew cab trucks. Designed specifically for F-150, Super Duty, Silverado, and Sierra, this full-width drawer turns wasted space into lockable storage that is even accessible with the back seats in the down position.



fia PET SEAT COVERS

- Form Fit • Waterproof
- Machine Washable
- Scratch and Stain Resistant
- Protect seat from dirt/mud and pet hair
- Double stitched commercial grade polyester
- Seat belt openings • Quick and easy installation/removal



CUSTOM SEAT PROTECTORS

Airbag-compliant, featuring an elegant and advanced design, and are made with Super-Grip™ technology for a tailored fit.



HUSKY LINERS FLOOR LINERS



WEATHERBEATER™

The original all-weather liner is ready, come rain, snow or dropped coffee. The Weatherbeater's construction is a no-slip zone with zero edge curl, and its StayPut Nibs™ keep it firmly anchored underfoot. It stands up to the adventures of everyday life while staying tough and flexible, even under extreme temperatures. Its laser-scanned, FormFit Design™ gives your truck, van, or SUV an ultra-clean look with easy cleanup to match, while its patented, FormFit Edge™ keeps spills contained and carpets unstained.

X-ACT CONTOUR®

Nothing fits your vehicle better or protects longer than Husky X-act Contour®. These liners combine a laser-scanned, exact fit with a no-slip, DuraGrip™ surface and a softer feel. Plus, the rock-solid stability delivered by your vehicle's factory retention posts and the Stay-Put Nibs™ ensure a no-slip, no-slide surface with absolutely zero compromise in protection. They're built to stand up to whatever you're laying down, from muddy cleats to leaking groceries, with our FormFit Edge™ to keep any spills contained for easy cleanup.



Trail Armor Rocker Panels

- Nail-tough TPO construction, engineered to prevent dents, scrapes & scratches
- Conceals unsightly pinch welds & any previous damage



Weatherbeater™ Cargo Liners

Husky Liners® Cargo Liners stay like new no matter what you throw at them, providing extended protection and peace of mind.



Aerocab™ Pro Marker Light

- The continuous LED light bar adds kinetic motion to turn signals and hazard lights
- Delivers added visibility, especially in dim light



Hyperform Fender Flares

- Adds additional tire coverage while complementing factory body lines
- Durable impact-resistant ABS thermoplastic construction



Extend A Fender Flares

These high-quality fender flares significantly bolster tire coverage to protect your ride's paint against chips and road grime without sacrificing its sleek aesthetics.



INTERIOR/EXTERIOR

Baseline FENDER FLARES

Manufactured to OEM quality and robotically trimmed to give you the most precise fitment in the industry. Baseline fender flares give you the look you're after while being light on your bank account. All Baseline bolt-style fender flares feature an easy, no-drill installation process, and include two sets of injection molded bolts (chrome and black) that just snap into place to provide a customizable, seamless, and stress-free installation.

EGR

USA



MAGNETIC PROTECTION PANEL KIT

- Available in a 9-piece kit or 15-piece kit
- Constructed out of 16 gauge thick magnetic sheet material
- Durable matte black vinyl finish
- Installs in less than an hour



OFF-ROAD JACK MOUNTS

Allow you to carry your Off-Road Jack on the outside of your vehicle, making it easily accessible and saving on precious cargo space. Available for bumper mount, hood mount, bed mount, or sport bar mount.



JEEP® JT SPORT RACK

Built from 2" tubular steel, this dual-tube design adds a Baja-inspired accent that looks tough coming and going. Features side gussets with built-in cargo anchor points.



SUNRIDER FOR HARDTOP

Feel the wind in your hair and the sun's warmth on your face. Just flip back the Sunrider for Hardtop and you instantly have open-air fun. It's an all-weather, all-purpose, all-year answer to those bulky factory panels. It's the first and only product that provides hard top owners instant access to an open-air driving experience without leaving the front seat of their vehicle.

SUNSCREEN

When you want to enjoy the open air without the harsh effects of the sun, this innovative solution easily rolls out when you need it.



FACTOR 55

VEHICLE RECOVERY ACCESSORIES



Factor 55 offers a broad range of premium USA-made recovery kits to help you go equipped to explore. Available as complete kits or individual components. These products will help you get out of a stuck situation faster and easier. If you have a winch, they'll let you get the most out of it. If you don't and use one of the kinetic kits, you'll have everything you need to get the recovery done right.



SUPERWINCH BY WESTIN RECOVERY WINCHES



TIGER SHARK SERIES

Built to handle the toughest heavy duty commercial winching tasks imaginable. Engineered for a wide variety of job demands, the Tiger Shark is highly dependable and easy to use in situations that require increased pulling power for higher GVW vehicles, trailers, and roll-off container applications.

SX SERIES

Engineered to provide users the ideal combination of power, speed, innovation, and proven performance they demand from Superwinch. SX Series winches exceed the most demanding standards of today's modern vehicles, while delivering an affordable and stylish design which incorporates many class leading features not found in other high-performance winches.

WINCH2GO SERIES

This winch in a box offers a variety of uses for home, work, road or play. Comes complete with all the gear and accessories you need from snatch block, straps, shackles and even a pair of winch gloves. Never get stranded again, regardless of weather or terrain. Winch2Go only needs a basic anchor point for recovery.



TRUCK & SUV WINCHES



With a winch there is a way in, a way out, and all kinds of other ways to get the most out of your off-road and utility vehicles. Whatever your winching needs may be, you'll find the one that fits your needs, your rig and your budget right here. Whether you're looking for truck, SUV, or Jeep winches, WARN has what you need to gear up and get out.

VR EVO Series

The new standard in standard-duty winches.

With the lowest amp draw and fastest line speed under load, the VR EVO series of winches are the hardest-working, standard-duty winches WARN has ever offered. Featuring IP68-rated waterproof construction for performance in all conditions, a 2-in-1 wired and wireless remote, and WARN's legendary reliability—standard. Plus, they're covered by an industry-leading limited lifetime warranty. All VR EVO winches are available at a price that won't pull you out of your budget.

ZEON XD Series

The next generation premium winch from WARN.

Redesigned and retooled from the ground up for ultimate performance and durability, ZEON XD is there for the times it just has to work, in all conditions.

And with the industry's best warranty, fastest line-speed, and most robust waterproof sealing, ZEON XD is the ultra-reliable recovery tool you can count on when you need it most.

ZEON XP Series

Ultimate performance. Unmatched control.

In unforgiving terrain there's no room for uncertainty. It's then that a dependable winch isn't just a show piece; it's a necessity—a literal lifeline. The all-new ZEON XP is WARN's top of the line — an ultimate performance pulling machine with unmatched control. It's the reliable, American assembled winch you can always count on to pull you through.

Heavyweight Winches

WARN's got your back. All 8 1/4 tons of it.

Big trucks need powerful winches. And the WARN Heavyweight Series fits the bill and then some, with capacities up to 16,500 lbs. Plus the heavy-duty carrier plates can withstand the brutal gear-train stresses that recovering heavy loads can generate.

WHEN YOU GO WITH WARN, YOU GO PREPARED



CLASS 3 TRAILER HITCH & WIRING HARNESS KITS

- Rated to 6,000 lb. gross trailer weight and 900 lb. tongue weight
- Compatible with weight distribution hitches (8,000 lb. WD / 900 lb. WDTW)
- Engineered with a vehicle-specific design for a custom fit
- Equipped with an open-back 2" receiver for easy cleaning
- Wiring harness provides standard 4-way flat without any splicing required



LOADED BALL MOUNTS

A CURT loaded ball mount is the complete package. Supplied with all necessary towing components and pre-fitted with a factory-torqued trailer ball, eliminating the need to assemble it yourself. It's ready for towing right out of the package!



HD WHEEL CHOCKS

The perfect accessory for saving space and staying safe. These unique wheel chocks are made to mount to the CURT trailer frame bracket for storage outside your truck or RV. No more dirty wheel chocks inside your truck or SUV!

EASY TO HANDLE

Large handles in wheel chocks provide easy carrying and use



BUILT FOR SAFETY

Ridged bottom surface prevents chock slip and movement



CARGO MANAGEMENT

CURT cargo management solutions give you the extra space to pack what you want. CURT cargo carriers add convenient storage room, while cargo straps, tie-downs, weather-resistant cargo bags and cargo nets keep items secure.



HITCH-MOUNTED CARGO CARRIERS

A simple solution to increase the storage area of your vehicle. Can be mounted on the rear or front end of the vehicle as long as the vehicle is properly equipped with the right receiver hitch.



ROOFTOP CARGO CARRIER

Combines the convenience of roof racks & cargo carriers, offering you convenient and secure storage space on top of the vehicle.



CARGO BAGS

The ideal way to keep your belongings well protected from water, dirt, road grime and even wind damage, all while being easy to manage and perfectly fitted for a CURT cargo carrier or roof basket.



CARGO NETS

Combines the convenience of a bungee cord with the effectiveness of a rope. CURT cargo nets feature a series of hooks that latch onto your cargo carrier and provide taut netting across your items.



ECHO IN-LINE TRAILER BRAKE CONTROLLER

AN EVOLUTION IN CONTROL

The Echo® in-line trailer brake controller is truly a brake control for the modern age. It plugs into your vehicle and wirelessly connects to your smartphone, allowing you to control and monitor all trailer brake activity right from your own device.

- Monitors brake activity and sends status updates
- Highly responsive for smooth stops
- Stores multiple trailer profiles
- Operates 2-8 trailer brakes at a time (1-4 axles)
- Multi-color LED indicator for easy setup and troubleshooting
- Clear, in-app warning system for voltage recognition and no-brake situations
- Sleep mode feature reduces power drain
- Automatic calibration reduces setup requirements
- Allows incoming calls to be received while app is running



RETRACTABLE RATCHET STRAPS

The ultimate solution for securing your cargo with ease and confidence.

These innovative straps are designed to make your life easier, instantly retracting excess strap length with the click of a button. Whether you're a professional truck driver, an outdoor enthusiast, or simply someone who wants to ensure their belongings stay safe during transportation, these straps are for you.



PREPARE FOR ACTION



SECURE AND ANCHOR



ELIMINATE SLACK



ACHIEVE DESIRED TENSION



RELEASE WITH EASE



(For California Residents)

WARNING: This product can expose you to chemicals including LEAD and DEHP which are known to the state of California to cause cancer and birth defects or other reproductive harm. For more information go to www.P65Warnings.ca.gov. Wash hands following handling or before eating.

Some products in this catalog are not legal for sale or use in California on any pollution-controlled motor vehicles. Not responsible for typographical errors.
Specials may not be available at all locations. We reserve the right to limit some quantities. Parts may be out of stock due to supplier's availability.
Certain items may be nonstocking and may require a freight fee to be added onto the sale price for special ordering.